

Welcome!

Going Virtual: In Class Participation & Instructor FAQs

For the best experience, watch this webinar on your computer while using iClicker Reef on your smart device.

During the webinar you will have the opportunity to participate using the iClicker Reef student app.

1. **Download** the iClicker Reef iOS or Android app from the **iTunes** or **Google Play** stores, or visit **iClicker.com** to vote using your computer's web browser.
2. Sign in with your existing instructor account credentials or create a new account.
3. Join this webinar's course to participate in polls:

Institution: **Macmillan Learning**

Course: **Going Virtual with iClicker**







Instructors: **Natalie Dougall, Lindsey Thomas**

iClicker's COVID-19 Support

- Use iClicker to **ask students questions** during your online class sessions
- iClicker works with your **existing** lesson plans, **all presentation tools** and **all video conferencing** programs
- We're providing **free iClicker Reef use** for all students in current courses through the end of this academic term
- Visit **learn.iclicker.com/covid19-response** for more information

Macmillan Learning's COVID-19 Support

Macmillan Learning offers a variety of resources by discipline, topic, and product to help you navigate your new world of online teaching and learning.

 <p>Support Documentation</p> <p>We have support documentation to answer "How do I?" questions.</p>	 <p>Training</p> <p>We offer training on best practices for implementation.</p>	 <p>Tip & Tricks</p> <p>We have faculty members writing on tips and tricks for a successful online class.</p>
 <p>College Quest Blog for Students</p> <p>We have advice for students in our College Quest blog to help both of you in this time of change.</p>	 <p>Did your students leave campus without their book?</p> <p>Go to the VitalSource or RedShelf websites for more information on student access to e-books.</p>	 <p>Contact Your Rep</p> <p>Let us know how we can help you.</p>

Visit [macmillanlearning.com](https://www.macmillanlearning.com) for more information

Today's Agenda

- Review of iClicker Cloud for Instructors
- Recommended iClicker Cloud Course Settings
- iClicker Works with Your Presentation & Video Conferencing Tools
- Participate in Our Virtual Classroom!
 - Attendance
 - Polling
 - Quizzing
- Top 10 FAQs from iClicker Instructors
- Q&A

iClicker Product Portfolio

- Instructor options
 - **iClicker Cloud - what I'm using today**
 - iClicker Classic - we'll follow up with an on-demand recording for Classic users

- Student options
 - **iClicker Reef - what you're using today!**
 - iClicker remotes - just not for online instruction

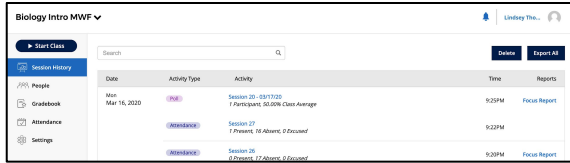


iClicker Cloud
Instructor



iClicker Reef
Student

iClicker Cloud for Instructors



Date	Activity Type	Activity	Time	Reports
Mar 16, 2020	QUIZ	Session 20 - 10/17/20 1 Present, 0 Absent, 0 Excused	9:25PM	Focus Report
	QUIZ	Session 21 2 Present, 10 Absent, 0 Excused	9:23PM	
	QUIZ	Session 26 10 Present, 12 Absent, 0 Excused	9:20PM	Focus Report

Before & After Class

*Sign in as an instructor
at iClicker.com*

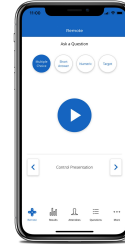
- Before class:
 - Set up course
- After class:
 - Access and manipulate iClicker data



During Class

*Sign in to the iClicker
Cloud desktop software*

- Click “Start Class”
- Run in-class iClicker activities:
 - Polling
 - Quizzing
 - Attendance



Try the iClicker Cloud Instructor Mobile App

*Download from App Store or
Google Play*

- Use as remote control for in-class polling AFTER starting class in desktop software

Recommended iClicker Cloud Course Settings

- **What Devices Can Students Use?**
 - Smartphone, tablet, or computer
 - Make sure your settings are set to **Mobile Devices Only**
 - As students adjust to the “new normal”, skip using **Focus** (for now)
- **How Can I Take Attendance?**
 - Make sure to leave the box beside **Auto-Run** unselected
 - Under **Location**, select **Don't require location for attendance**
- **How do I make sure students see my Polling questions?**
 - Enable **screenshot sharing**
 - This also helps students limited to one device
- **Can you help me set up a grade integration?**
 - Our customer support team cannot assist new schoolwide integration setups, but **your school may already be set up!**

Setting Up Your Virtual Classroom


1

iClicker Cloud



2

Lecture Slides



3

Video Conferencing Tool





**JOIN OUR
SESSION IN
IClicker
REEF!**

Institution:
**Macmillan
Learning**

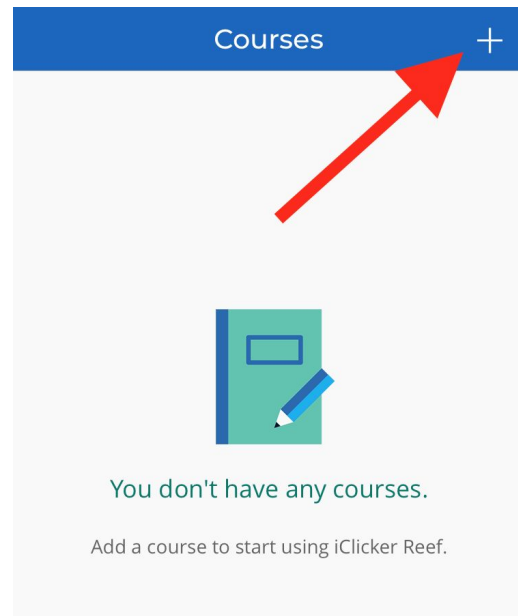
Course Name:
**Going Virtual
with iClicker**

Instructors:
**Dougall &
Thomas**
Macmillan
Learning

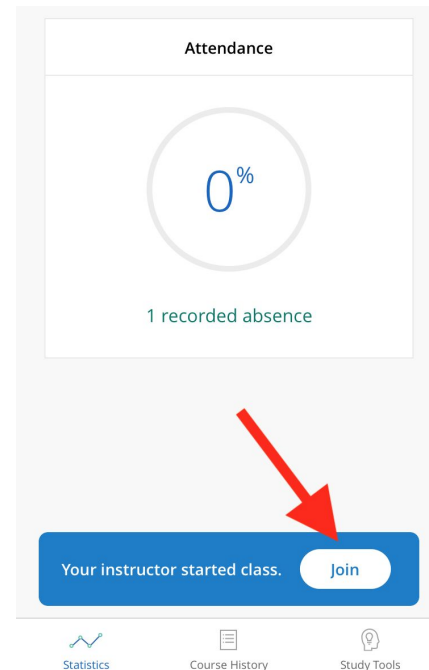
Ready to be my student?

Use the iClicker Reef app or sign in as a “Student” at iClicker.com

1



2





JOIN OUR
SESSION IN
IClicker
REEF!

Institution:
**Macmillan
Learning**

Course Name:
**Going Virtual
with iClicker**

Instructors:
**Dougall &
Thomas**
Macmillan
Learning

Multiple Choice

How will iClicker affect your students' grades?

- A) I'll give them points for participation
- B) I'll give them points for correct responses
- C) I'll give then points for participation **and** correctness
- D) iClicker won't affect my students' grades
- E) I don't know yet



JOIN OUR
SESSION IN
IClicker
REEF!

Institution:
**Macmillan
Learning**

Course Name:
**Going Virtual
with iClicker**

Instructors:
**Dougall &
Thomas**
Macmillan
Learning

Short Answer

Enter **two or three words** to describe your feelings about moving your classes online.



**JOIN OUR
SESSION IN
IClicker
REEF!**

**Institution:
Macmillan
Learning**

**Course Name:
Going Virtual
with iClicker**

**Instructors:
Dougall &
Thomas**
Macmillan
Learning

Target - What's your WFH uniform?





**JOIN OUR
SESSION IN
IClicker
REEF!**

Institution:
**Macmillan
Learning**

Course Name:
**Going Virtual
with iClicker**

Instructors:
**Dougall &
Thomas**
Macmillan
Learning

Numeric

Using a scale from
1 = “not prepared at all” to
10 = “totally prepared”,

**how prepared are your students
for online classes?**



JOIN OUR
SESSION IN
IClicker
REEF!

Institution:
**Macmillan
Learning**

Course Name:
**Going Virtual
with iClicker**

Instructors:
**Dougall &
Thomas**
Macmillan
learning

Anonymous

How much toilet paper have you bought in the past month?

- A. None
- B. 4 or fewer rolls
- C. Between 5 and 12 rolls
- D. Between 13 and 48 rolls
- E. All of the toilet paper



Top 10 Instructor FAQs



Q: I have requested an access code for my students to use iClicker Reef for free. When can I expect it?

A: Due to a high volume of requests, if approved, the code will be emailed to you **within two business days**.

Please do **not** contact tech support about your code request—they cannot provide codes.



**Q: I'm new to iClicker and don't see my school listed.
How do I add my institution to the list?**

A: Fill out this form: **learn.iclicker.com/AddInstitution**

It may take up to 24 hours for your school to be added to our system



Q: How do I get my polling questions into iClicker Cloud?

A: iClicker Cloud is not an authoring tool, so you **cannot** enter questions or answer keys into iClicker.

The iClicker toolbar floats over the other content on your screen and **captures a screenshot** that is shared with students' devices.

Answers are quickly and easily graded **after** asking a question.



Q: Can I use iClicker with any video conferencing tool?

A: iClicker works with all video conferencing tools, including but not limited to **Zoom, Google Hangouts, WebEx, GoToMeeting, MS Teams, and Blackboard Collaborate Ultra.**



Q: When I start a poll while sharing my screen with students, what screenshot is grabbed?

A: When you start a poll, it will capture your **entire desktop screen**—just make sure you move the video conferencing toolbars so they're not blocking important parts of your polling slides.

You should also set your video conferencing software to capture your entire screen, not a single window.



Q: How do I invite students to join my course in iClicker Reef? How do I get them started?

A: While you can't send an invitation within iClicker, we have **“student onboarding” templates** you can download and customize to help get students started and join your course in iClicker Reef.

Our most successful iClicker instructors also recommend spending **10-15 minutes of class time** to walk students through the getting-started process and ask a few fun low-stakes questions.



Q: Does iClicker work with my school's Learning Management System?

A: If your school has current integrations with iClicker, you can continue to use your existing integration. We are **unable to assist with new schoolwide LMS integration setups** for the rest of the Spring 2020 term.

You can **export grades** from iClicker Cloud and upload them into another system's gradebook.



Q: How much does iClicker cost normally?

A: iClicker Cloud is always **free for instructors**.

We are providing **free iClicker Reef access** to students for the remainder of the current academic term.

For future academic terms, iClicker Reef is approximately **\$15** (6 months access).



Q: How are you planning to handle the influx of new users in iClicker?

A: iClicker Cloud was built with scale in mind, using an architecture that **automatically adjusts to our capacity** needs.

We regularly **load test our platform far beyond our current usage** and are confident our system can support the anticipated increase in traffic.

We have well-established **monitoring systems** and processes in place to ensure we can anticipate any new usage needs.

Check [**https://iclicker.statuspage.io/**](https://iclicker.statuspage.io/)



Q: Where can I find additional support?

A: Visit **iclicker.com/support** to search for articles about iClicker Cloud in our Knowledge Base.

If you're a brand-new user of iClicker Cloud, check out our **Quickstart Guide** for everything you need to know about using our software in virtual classrooms.

Visit iclicker.com/support

Knowledge Base

Narrow your filter

Role

Products

Topic

Did you mean: remote instructors

First Previous **1** 2 3 4 5 6 7 Next Last

Showing page 1 of 26 of 130 results (0.171 seconds).



Sort by Relevance



Quickstart Guide: Using iClicker for **Remote Instruction**

<https://macmillan.force.com/iclicker/s/article/How-to-Use-iClicker-for-Remote-Instruction>

if they need help with access codes and registration. Step 7: Use iClicker to Keep Students Engaged in Your Virtual Classroom You're no... [Show more](#)

How to Run Polls in Class with iClicker Cloud

<https://macmillan.force.com/iclicker/s/article/How-to-Run-a-Polling-Session-in-iClicker-Cloud>

Quizzing

- Think **Scantron replacement**
- Intended for **low-stakes** assessment
- **Self-paced** (versus polling, which is instructor-led)
- **Share questions live or post them** for student access
- **Grading & feedback** options



iClicker Cloud Quizzing

1

Which video conferencing tools does iClicker work with?

- A. Zoom
- B. WebEx
- C. Blackboard Collaborate
- D. MS Teams
- E. All of the above

2

How does iClicker capture my questions as I go?

- A. Magic
- B. CD ROM
- C. Tedious preloading process
- D. Questions are sold separately
- E. iClicker takes a screenshot of my presentation each time I turn on a poll

3

iClicker works with both synchronous and asynchronous classes.

- A. True
- B. False

Questions?